


Places of Faith

Contents

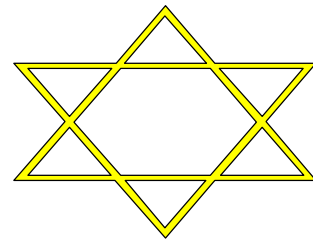
KEY STAGE 1

- ❖ Special Places
- ❖ The Local Church



KEY STAGE 2

- ❖ Introductory Activities
- ❖ Christianity
- ❖ Judaism
- ❖ Buddhism



Other ideas - levels

Resources List


Photocopiable worksheets



Programmes of Study - Places of Faith


EARLY YEARS AND KEY STAGE 1

Programme of Study	Key Questions	Key Words	Activities	Resources	AT 1&2
Places of Faith	What places are special? What is your special place? What do you do there? Does your family have a special place? What places are there near school? What do you do in that special place?	Church, Gurdwara, Temple, Mosque, Synagogue	Name special places. Draw, write, model. Make special place in classroom. Visitor. Visit special place.	Art Posters Pictures Videos Photographs	1&2



KEY STAGE 2

Programme of Study	Key Questions	Key Words	Activities	Resources	AT 1&2
Places of Faith	Name some special buildings What places of faith are near where you live/school? Who goes to those places? What do they do there? What ceremonies take place?	Altar/Font etc Statues/ Mandir etc Mosque/ Mihrab etc Holy Ark/ Scrolls etc Chauri etc.	List and compare different places of faith. Identify features. Make plans to buildings. Visit. Map places on map. Explore then describe one ceremony.	Photograph map of locality Art Local places	1&2



Special Places

KEY STAGE 1

- collect pictures/postcards from favourite places visited



- write about a favourite place

- where is your special place
picture/make a model of
regard as their own territory -



at home? Paint a
somewhere children
what do you do there?

- discuss an example of a place of worship within children's experience -
how do people behave there?
- make a special place in a corner of the classroom. Discuss a set of
rules for using - ie shoes off, quiet.

THE LOCAL CHURCH

NB Visits to different churches over a period of time will give children a chance to pick up denominational differences and to find out the central tenets of Christianity.

- invite local vicar/priest to school to talk about his job and the church. Write about a day in the life of ...
- visit the church - examine its position in the local community. Look at, draw the external features
- sit inside to let children feel the atmosphere and behave appropriately
- identify features - font, altar, pulpit, pews, windows, arches, pillars
- draw/paint/make models of the building and features. Display them in the church.



Key Stage 2 - Places of Faith

INTRODUCTORY ACTIVITIES

- what are special places for you? Why?
- describe/write poems which show how you feel about your special places eg bedroom, den, relatives house
- collect and display photographs and models of famous places
- where do special occasions take place in your family, steering towards places of worship and what do you do? - role play
- play music that is evocative of particular places. Draw and write about place imagined from music
- conduct survey on places/buildings visited.



CHRISTIANITY


1. Visit churches from different denominations. Compare architecture, vestments, decor, behaviour etc.
2. Design questionnaire regarding attitudes to visiting/worshipping in a church: Why do you go there? How does it make you feel? What do you do there? etc.
3. Compare attitudes to the different functions different denominations of Christianity have to their place of worship.
4. Tell stories/research Christian places of faith eg

Lourdes;
Canterbury;
Vatican;
Coventry;
Israel.



5. Design stained glass window.

JUDAISM



1. The Synagogue

- make model of synagogue
- make ark and scrolls (Torah)
- sew patterns on circular cloth and caps
- debate validity of women and men worshipping separately
- discuss other activities eg meetings teachings which take place at synagogue.

2. Kiddush

- role play and blessing Kiddush.

3. Home

- role play welcome to Shabbat (Friday evening activities) and farewell to Shabbat (Saturday evening activities)
- make candle sticks
- make bread.




4. Kibbutzim

- introduce idea of Kibbutz as a communal life-style based originally on farming
- debate good and less good points of living as

- (a) a child;
- (b) an adult;


on a Kibbutz



BUDDHISM

1. The Vihara

- discuss rooms and functions:
Shrine room;
Meditation room;
teaching facilities;
library;
living quarters.
- design meditation room of their own
- use computer to design external features of a modern Vihara



-
- discuss behaviours, eg not allowed to point feet to image of Buddha - why?
 - research, draw silhouettes of different styles of temple from different countries.

2. Pilgrimage sites

- research/tell stories/role play four pilgrimage sites linked to life of Buddha:-

Birthplace - Lumbini
Enlightenment - Nepal, Bodh Gaya
First Sermon - Varanasi
Death - Kusinara

Locate on map.


- Draw and write about places at which special things have happened in their lives eg

where born
where met best friend
where first rode bicycle


3. Home

- introduce idea of shrine within a home and its purpose
- write and draw/make objects associated with shrine
- display artefacts.




Special Places		John Williams	
Religions Education Topics for the Primary School		John Rankin Alan Brown Mary Hayward	 Longman
Westhill Project	Christianity 2	Garth Read John Rudge Roger B Howarth Maureen Austenberry Stanley Thomas	MGP
	Jews 1 & 2		
People and Worship Primary		Philip Emmett Sue Hart	Folens
Ideas Bank	Hinduism	Christine Moorcroft	Folens
Ideas Bank	Buddhism	Leslie Prior	Folens
Religions Education Teacher Resource Book 3		Christine Moorcroft	Folens
Religious Buildings and Festivals		John Bailey	Schofield & Simms
Places of Worship in Birmingham		Thomas King	City of Birmingham Education Department and Regional RE Centre
Places of Worship in Sandwell			Sandwell Multicultural Resources Centre
Blue Prints Religious Education KS1 Teachers Resource Bodies and Pupil Resource		Ruth Parmiten Monica Price	Stanley Thomas
Exploring a Theme		Places of Worship	CEM

Match the objects to the religions

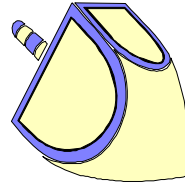


1

3



2



Candle

Menorah

Prayer wheel



Arti Tray

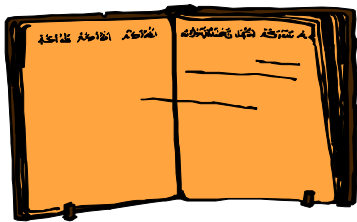


4

5


Prayer Mat

6



Guru Granth Sahib

Sikh	
Muslim	
Hindu	
Buddhist	
Jewish	



The Golden Temple

TITLE OF UNIT: _____

KEY STAGE: _____ **AIMS:** _____

YEAR: _____

Programme of Study	Key Questions	Key Words	Activities	Resources	AT

An Outline of Basic Beliefs and Practices of Major Religions

	PLACES OF WORSHIP	SPECIAL DAY	NAME(S) OF GOD	PROPHETS	FESTIVALS	HOLY BOOK
CHRISTIANITY	Church	Sunday	GOD - The Father; The Son (Jesus); The Holy Spirit	Old Testament Prophets + John the Baptist	Easter - New Life Christmas - Light Whitsun - Holy Spirit Harvest	Bible - Old Testament New Testament
HINDUISM	Manhir (Temple)	No special day Prayers in temple every day	One God in many forms eg Brahma Vishnu, Shiva etc	No Prophets but recognises religious teachers/gurus as providing guidance to people	Diwali - Light; Good Evil; New Year Navaratri - Mother Earth Holl - Spring Raksha Bandhan - Brother/Sister	Vedas Upanishads Mahabharata (which includes the Bhagavadgta)
ISLAM	Mosque	Friday - Day of Special Prayer	Allah	Old Testament; Prophets; Jesus; Muhammad	Ramadan - Fasting Eid-UI-Fltr - End of Fasting Haji - Pilgrimage	Gu'ran
JUDAISM	Synagogue	Friday evening to Saturday evening	Yhwh (Yahweh)	Old Testament Prophets (Moses most important)	Passover (Pesach) - Deliverance Succot - Harvest Rosh Hashanah - New Year Yom Kippur - Atonement Chanukkah - Light Purim - Story of Esther	Torah (First 5 books of Old Testament) Talmud (interpretations)
SIKHISM	Gurdwara	Sunday in Britain but variable elsewhere	One God (Sat Naam - Truth)	10 Gurus Guru-Nanak; Angad; Amar Das; Ram Das; Arjan; Hargobind Singh; Har Rai; Tegh Bahadur; Gobind Singh	Valsakhi - New year Diswal - As Hindu + release of Hargobind Singh from prison Holl - Spring	Guru Granth Sahib
BUDDISM	Temple			Buddah		Vedas