

# **FESTIVALS AND CELEBRATIONS/ CUSTOMS/LIFESTYLES/PRACTICES**

## ***LINKS WITH OTHER PROGRAMMES OF STUDY***

Symbols and Expressing Meaning  
Founders/Leaders

## ***CONTENTS***



### **EITHER**

Festival stories associated with Key Festivals eg Christmas, Eid ul Fitr, Divali, Holi, Wesak, Passover,

Celebrations associated with Key Festivals eg Christmas, Eid ul Fitr, Divali, Holi, Wesak, Passover.

### **OR**

Celebrations that have common themes eg Festivals of Light - Channukah, Diwali, Christmas.

Festivals associated with food/fasting, Passover, Lent, Ramadan.

## ***ACTIVITIES***

1. Descriptions of Festivals - in words/pictures/drama.
2. Analysis of symbolism of festivals.  

Christmas tree/lights	}	links back to
Passover plate/food	}	Founders of Faith.
3. Exploration of the importance of the festival to a member of the faith community eg the idea of sacrifice and salvation through the crucifixion at Easter.  


The importance of joining the Khalsa.
4. Design a celebration for one of the festivals.
5. Dramatise one of the festival stories.
6. Produce a meal eg Seder meal/Pancakes.
7. Devise your own celebration for a particular festival, including its meaning.

---


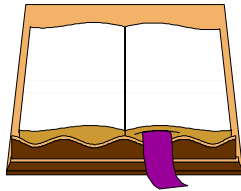
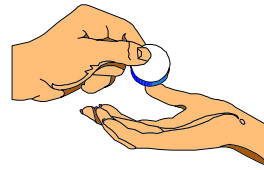
## **RESOURCES**

Discovering Religions	Published by Heinmann. Living Festivals Series available for Christianity Islam, Hinduism, Judaism (photocopiable) Published by RMEP.
You're Dreaming	Published by Hodder and Stoughton
Key Christian Beliefs	Photocopiable - Published by Lion Pub
New Steps in RE	Published by Stanley Thorne
Folens Specials	
Seeking Religion Series	Published by Hodder & Stoughton
Celebrations	Published by Hodder and Stoughton
Press For Action Series	
Drama	} Folen
Festivals	
Chalkface Project	Festivals 1 & 2

Examples of Worksheets See following pages.



# Ramadan



## TASK 1

Divide 2 pages of your book into 6 eg:



## TASK 2

Cut pictures out and stick them in the left hand boxes.

## TASK 3

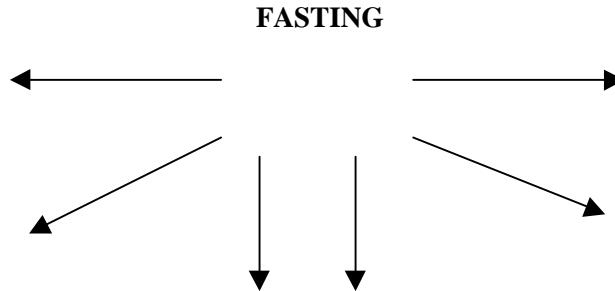
Match up the following passages to the correct pictures and write out the passages into the right hand boxes next to the picture that it matches:

- Muslims fast, which means they go without food and drink.
- Ramadan is a time of peace. Everyone tries their best to get on with other people.
- Muslims pray a special prayer called the tarawik prayer during Ramadan.
- Muslims go to the mosque to worship Allah. Some Muslims live at the mosque for the last 10 days of Ramadan, when they read the Qur'an and pray. This is called a retreat.
- Muslims pay money (zakat) to charity in the month of Ramadan. This money helps the poor.

## Ramadan

### TASK 1

Write ideas of how Muslims fast during Ramadan next to the arrows:



### TASK 2

1. Write the title, "The Difficulties of Fasting".
2. Copy out the following, filling in the missing words. All of the words can be found in the box below:

Fasting during Ramadan can be difficult for a number of reasons:

- (a) Muslims may feel very t\_\_\_\_\_ as they have to get up extra e\_\_\_\_\_ to eat S\_\_\_\_\_ (a pre-dawn meal).
- (b) Muslims who go to school might find it very hard not to e\_\_\_\_\_ anything if their f\_\_\_\_\_ are eating.
- (c) If somebody made a Muslim a \_\_\_\_\_ then it would be d\_\_\_\_\_ to fight the feelings of anger. But, if a Muslim gave up eating and d\_\_\_\_\_, and had feelings of anger, and used bad l\_\_\_\_\_, then their fast would be meaningless.
- (d) As they are not eating during the d\_\_\_\_\_, then some Muslims might feel w\_\_\_\_\_.
- (e) It might be difficult to find more t\_\_\_\_\_ to go to the m\_\_\_\_\_ and \_\_\_\_\_ p\_\_\_\_\_.

eat _____	early	pray	difficult
mosque	tired	friends	
angry	Suhur	time	day
weak	drinking	language	

## Eid-ul-Fitr

**“Eid”** means celebration. There are 2 Eids in the Muslim year: Eid-ul-Adha, and Eid-ul-Fitr. Eid-ul-Adha is celebrated at the end of the Hajj or pilgrimage, while Eid-ul-Fitr marks the end of Ramadan.

Eid-ul-Fitr is the first day of the month following Ramadan, which is called Shawwal.

### ***TASK 1***


**Write down the following questions, and answer them in your books, using the passage above to help you:**

1. What does Ramadan end with?
2. What does “Eid” mean?
3. How many Eids are there in the Muslim year?
4. When is Eid-ul-Adha celebrated?
5. Which month is Eid-ul-Fitr the first day of?

### **How Eid-ul-Fitr is celebrated**

Eid-ul-Fitr begins with an early meal.

After the meal there is a visit to the mosque for prayers and thanksgiving.



Muslims wear new clothes and visit the homes of relatives and friends, to exchange presents of sweets and sugared almonds.

They greet each other with “Eid Mubarak” (“Blessed be your celebration”). People send each other “Eid” cards.

### ***TASK 2***

**Read through the information above, and using this to help you, make up an entry in a diary, of how a Muslim celebrates their Eid-ul-Fitr. Write your diary as if you were the person celebrating Eid.**

## **Zakat**

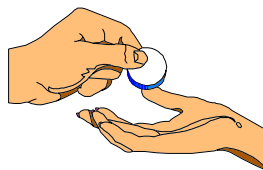
**Zakat** means “that which makes pure”. It is the giving of money (or actual food) to the poor and needy. Before any Muslim attends morning prayers on the day of Eid-ul-Fitr, they must have given Zakat-ul-Fitr. It is not a task, but it is a duty.

What is given should be the cost of one meal from each person in a household.

### ***TASK 3***

**Write down the following questions and answer them in your books:**

- (a) What does Zakat mean?
- (b) What is Zakat?
- (c) When do Muslims have to give Zakat-ul-Fitr?
- (d) Zakat is not a tax, but it is a d \_\_\_\_\_
- (e) How much Zakat should be given?



## Making Eid Cards

### Read this

At Eid-ul-Fitr many Muslims send each other greetings cards. There is a picture on the front, and a special message inside. The message is often in Arabic, which is the language of the holy Qur'an.

Arabic has a completely different alphabet from English. It is read from right to left, and so the card is folded on right-hand side.

The Arabic message is often beautifully written in sweeping, decorated strokes.

### You will need

One sheet of stiff paper or card, paints, coloured pencils or felt-tip pens.

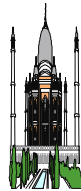
### What to do

1. Fold the card. Remember to keep the fold on the right-hand side.
2. Choose one of these typical Muslim designs. Draw or paint the picture on the front of the card. Use plenty of bright colours.
3. Copy out a piece of Arabic calligraphy (writing) inside on the left-hand side.
4. Underneath write either:

**Best Wishes for the Happy Eid,**  
or  
**Wishing You the Blessings of Eid.**


Try to make your writing beautiful and decorated if you can.

Decorated arches



Minarets

London Central Mosque



Patterns of  
flowers and leaves



Star  
and crescent



“Allah”, the name of God

---

## Word Search

F	E	R	S	N	A	M	H	S	K	A	L	U	L
S	E	L	D	N	A	S	N	E	D	L	O	G	I
H	A	N	U	M	A	N	R	A	V	A	N	A	R
M	N	R	N	E	E	T	R	U	O	F	E	O	A
S	O	E	R	A	M	A	H	D	O	O	G	B	N
R	A	O	E	T	E	T	G	R	S	R	B	T	G
A	I	V	J	V	N	I	E	H	O	O	N	V	O
P	R	O	I	T	E	S	F	L	T	N	R	A	L
E	R	L	S	D	T	U	M	O	N	K	E	Y	I
P	R	I	N	C	E	B	H	A	R	A	T	I	M

**Answer the following questions then find the answers in the word grid above:**

1. What are the names of the Prince and Princess in the story?
2. Prince L \_\_\_\_\_ went with Rama and Sita into the f \_\_\_\_\_
3. Rama promised his father that he would not return home for how many years?
4. After the King died, who went to look for Rama?
5. What did Prince Bharat bring back home with him, and where did he put these?
6. What was the name of the wicked demon, and how many hands and heads did he have?
7. Who helped Rama to find Sita, and what kind of animal was he?
8. When Rama and Sita returned home, all the people put lights outside their houses called d \_\_\_\_\_ and made r \_\_\_\_\_ patterns on the floor to welcome them back.
9. The story shows how Rama and Hanuman (g \_\_\_\_\_ people) defeated Ravana (an e \_\_\_\_\_ demon).  
\_\_\_\_\_

## Missing Word Exercise

Copy out the sentences and try to fill in the gaps, choosing from the words below.

loved	overjoyed	brave	relieved	
Scared	miserable	hated	unhappy	lonely
better	bored	worried	weak	dangerous
Excited strong	liked	wicked	nice	

Rama was a \_\_\_\_\_ and \_\_\_\_\_ prince. Rama and Sita  
each other very much. The Queen thought Prince Barat would make a much \_\_\_\_\_  
king, so she had Rama and his wife expelled from the kingdom. When Rama was forced to go into the forest,  
I think he would have felt \_\_\_\_\_ When Sita was captured by Ravana I think she would have felt  
\_\_\_\_\_ Ravana was a \_\_\_\_\_ man. When Rama rescued Sita, with the help of  
Hanuman and his army, she must have felt \_\_\_\_\_ When Rama and Sita returned to their  
kingdom everyone would have felt \_\_\_\_\_





## *The Story of Diwali*

### **Cast:**

**Narrator,**  
**Sita's Father,**  
**King (Rama's father),**  
**Queen (Rama's step-mother),**  
**Prince Bharat (Rama's step-brother),**  
**Rama,**  
**Sita,**  
**Hanuman (the Monkey King),**  
**Lakshman (Rama's brother),**  
**Ravana (the evil demon).**



### **The Play**

#### **Narrator:**

*This is the story of Diwali. It is a story from India which happened a long time ago.*

*(Rama comes on stage)*

*This is Rama. He was a prince and his father was a King in India. Rama went to visit a beautiful princess.*

*(Sita enters with her father [stage left]. Rama walks towards them).*

*This is Sita, the beautiful princess. Rama wanted to marry Sita.*

#### **Sita's father:**

*"Rama you can only marry my daughter Sita if you are strong and good. I have a big, heavy bow".*

*(lift imaginary bow up).*

*"It is so heavy that nobody has ever used it. Can you use it?"*

#### **Narrator:**

*Rama picked up the big heavy bow and pulled the string.*

*(Rama acts this out).*

*The bow broke into little pieces.*

#### **Sita's father:**

*"Rama you are very strong. You can marry Sita."*

*(Exit stage left).*

#### **Narrator:**

*Rama and Sita were married.*

*(Rama and Sita hold hands and look at each other).*

*For her wedding Sita wore a traditional sari.*

*(Sita twirls round holding her sari).*

*and her hands were beautifully painted.*

*(Sita twirls hands around so that audience can see the painting).*

*Rama took Sita back home to meet his father.*

---

(King and Queen and Princes enter and Rama and Sita walk towards them).  
*Rama's father was a very old King.*

**King:**

*"Rama, I am very old. Soon I will die and then you will be the new King".*

**Narrator:**

*The Queen did not want Rama to be the new King. She wanted Rama's brother, Prince Bharat to be the new King.*

*(Queen puts her arm around Prince Bharat).*

**Queen:**

*"My son, Bharat should be the new King. Send Rama away into the forest".*

**Narrator:**

*The King was very sad.*

*(King looks sad).*

**King:** (To Rama)

*"Rama I really do not want to do this, but I must ask you to leave this kingdom and you are not to return until 14 years have past".*

*(Rama and King look very upset).*

**Narrator:**

*Rama and Sita went into the forest, and one of Rama's brothers, Prince Lakshman went with them.*

*(Rama and Sita and Prince Lakshman walk away).*

*They lived in the forest for a long time, and while they were there the old king died.*

*(On the other half of the stage the King collapses and is carried off stage right).*

**Queen:** (To Prince Bharat)

*"The old King is dead, and Rama is not here, so you can become the new King."*

**Prince Bharat:**

*"No, my father wanted Rama to be the new King. I will go to the forest and find him and bring him back".*

**Narrator:**

*Prince Bharat went to the forest and found Rama and Sita and Lakshman.*

*(Prince Bharat runs towards them, and Queen exits stage right).*

**Prince Bharat:**

*"At last I have finally found you,*

*(To Rama)*

*I bring bad news, our father has died."*

(Pause. Rama looks upset).

*"Please come back with me, you should become the new King."*

**Rama**

*"I cannot come back with you yet. I promised our father that I would not come back for 14 years. I can not break my promise."*

**Prince Bharat:**

*"Please Rama, you must"*.

**Rama:**

*"No I am sorry but I can't"*.

**Prince Bharat:**

*"Then, give me your golden sandals"*.

(Rama takes off shoes/sandals and gives them to Prince Bharat).

**Narrator:**

*Prince Bharat went back home.*

(Bring on throne).

*This is the King's chair. It is called a throne. Prince Bharat put Rama's golden sandals on the throne.*

**Prince Bharat:** (To audience)

*"Rama is the new King. He will come back one day. I will look after you all until Rama comes back, but I will not sit on the throne. It is Rama's throne."*

(Exit stage right with throne).

(Enter Ravana stage right).

**Narrator:**

*This is Ravana. He was a wicked demon. He had 10 arms and 10 heads.*

(Ravana waves his arms around).

*He wanted to capture Sita and take her to his dungeon. Ravana watched and waited until Rama and Lakshman went hunting for food.*

(Rama and Lakshman leave Sita and pretend to chase and kill animals with their bows and arrows).

*While they were away, Ravana caught Sita.*

(Ravana creeps up behind Sita and grabs her).

**Sita:**

*“Aagh! HELP!”*

**Narrator:**

*Sita was very frightened, and Ravana took her to an island far away.*

*(Ravana walks with Sita to the back of the stage where there is a chair/table).*

*Ravana locked Sita in his dungeon.*

*(Ravana puts Sita under the chair/table).*

*Ravana wanted to marry Sita, but Sita said, “No!” She was a prisoner in the dungeon for a long time. Meanwhile, Rama and Lakshman stopped hunting for food and they couldn’t find Sita. They looked and looked but they couldn’t find her anywhere.*

*(Rama and Lakshman call out, “Sita” and pretend to look for her).*

*(Enter Hanuman stage right).*

*This is Hanuman. He was the King of the monkeys.*

*(CHATTER OF MONKEYS!)*

*Hanuman had come to see Rama.*

**Hanuman:** (To Rama)

*“My monkeys have helped me to find Sita. She is locked in Ravana’s dungeon.”*

**Rama:** (To audience)

*“Please come with me to Ravana’s dungeon”.*

*(Everyone enters from both sides of the stage and runs towards the dungeon with swords held up. BIG BATTLE SCENE - everyone pretends to fight. Rama kills Ravana - PAUSE.)*

*“I’ve killed him!”*

*(Rama holds up his sword).*

**Narrator:**

*Rama then went into the dungeon and found Sita and helped her out from under the chair/table.*

*Rama and Sita were very happy because they were together again.*

*(Rama and Sita hold hands and look at each other, smiling).*

*Rama had been away for 14 years, and it was now time for him to go back home. It was a long way, and they rode on an elephant.*

*(Rama and Sita walk towards stage right)*

*When they got home, it was night time; there was no moon and it was very dark.*

*(Lights are switched off).*

*All the people put little lights outside their houses so that Rama and Sita could find their way home. These little lights are called divas and this is why the story is called Divali.*

*(Light candles).*

*They also made rangoli patterns on the floor to welcome Rama and Sita home.*

*(2 students pretend to throw rice onto the floor, where the already made rangoli pattern is lying).*

*Everyone was happy because Rama had come home again, and now every year Hindus remember this story and have little lights in their houses, and fireworks outside, and they make rangoli patterns on the floor at Divali time.*

# **FESTIVALS AND CELEBRATIONS/**

# **CUSTOMS/LIFESTYLES/PRACTICES**

## **rites of passage:-**

### **LINKS WITH OTHER PROGRAMMES OF STUDY**

Symbols/Expressing meaning.

### **CONTENT**

Ceremonies associated with:

Birth.

Initiation/Commitment.

Marriage.

Death.

This could be done in a thematic or a systematic way.

### **ACTIVITIES**

1. Descriptions/Story Boards of chosen ceremonies.
2. Analysis of symbolism of ceremonies eg water for baptism  
ring in marriage.
3. Exploration of importance of ceremonies in the life of the believer eg The Sikh Code/wearing 5K's.
4. Comparison of different beliefs about life after death.
5. Exploration of the role of women.
6. "I was there" eye witness accounts.
7. Design invitation/celebration cards for one of the ceremonies.
8. Design a board game reflecting the various stages of life.
9. Dramatise one of the ceremonies.

### **RESOURCES**

Examples of worksheets see Pages 2-6.

Worksheets from Chalk face or Both series are photocopiable and have excellent ideas  
Specials Publications for all 6 major faiths.

Milestones more suitable for higher ability/Key Stage 4 work.  
Strathclyde: "Christianity Moral  
Issues"

Videos Aspects of Sikhism, Islam, Judaism, Christianity.  
Believe or Not Series.

## **Infant Baptism**

### **WHAT IS BAPTISM?**

Baptism means “immersion”. In Jesus’ day when people were fully immersed under water, baptism was thought of as “plunging into death” (drowning) and arising with a new life.

Baptism is an initiation ceremony which makes people members of the Christian community.

### **WHAT HAPPENS AT A CHURCH OF ENGLAND BAPTISM SERVICE?**

Before the actual act of baptism with water, the priest asks the parents and godparents who are presenting the baby for baptism certain questions:

1.     *“Do you reject the devil and all rebellion against God?”*  
      **I reject them.**
2.     *“Do you renounce the deceit and corruption of evil?”*  
      **I renounce them.**
3.     *“Do you repent of the sins that separate us from God and neighbour?”*  
      **I repent them.**
4.     *“Do you turn to Christ as Saviour?”*  
      **I turn to Christ.**
5.     *“Do you submit to Christ as Lord?”*  
      **I submit to Christ.**
6.     *“Do you come to Christ, the way, the trust and the life?”*  
      **I come to Christ.**

The parents and godparents answer these questions not only for themselves, but also in the name of the child who cannot speak for itself yet. The parents are expected to bring the child up in the Christian faith, and it will be given a chance to make up its own mind to accept the Christian faith later on in the ceremony known as **confirmation**.

After the parents and godparents have made these promises, a sign of the cross is made over the child. Holy water is then poured from the font onto the child’s head 3 times, while the priest says the baby’s name, and then:

*“I baptise you in the name of the Father, and of the Son, and of the Holy Spirit”.*

The Priest may then take a candle that is lit from the large Paschal candle and hands it to the parents saying:

*“God has delivered us from the dominion of darkness and has given us a place with the saints in light.”*

*“You have received the light of Christ; walk in this light all the days of your life”.*

The congregation then replies:

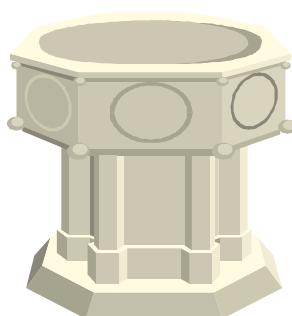
***“Shine as a light in the world to the glory of God the Father”.***

Then the Priest says:

*“Go in the light and peace of Christ. Thanks be to God”.*

All Churches will have some form of welcoming the child into the Church.

The actual act of baptism symbolises washing sins away. It is hard to understand what this means for a baby. Babies are thought to be cleansed from original sin, which to many people today means that the baby is surrounded by many sinful influences that were in the world before its birth, which affects it.



### ACTIVITIES

**You have the choice of 1 out of 4 activities:**

<p>1. Write a letter from a godparent to a non-Christian friend, informing her/him about the baptism service. You must include:</p> <ul style="list-style-type: none"> <li>◆ What baptism is and means.</li> <li>◆ What happened during the service (Promises, speech and actions)</li> </ul>	<p>2. Write an article for the Church newsletter, describing and explaining to all members of the Church about the baptism service which took place last Sunday.</p>
<p>3. Imagine that you are a parent of the child who has been baptised. Write a diary entry for the Sunday of the baptism. Include:</p> <ul style="list-style-type: none"> <li>◆ What happened during the service (Promises, speech and actions)</li> <li>◆ How you felt during the service (eg nervous, full of hope for your child).</li> </ul>	<p>4. Write a newspaper report for your local paper about the baptism. Include:</p> <ul style="list-style-type: none"> <li>◆ Name of newspaper.</li> <li>◆ A headline (eg New priest performs her first baptism!).</li> <li>◆ Detailed description of the Service.</li> <li>◆ Quotes made by the parents, godparents or friends of the child.</li> <li>◆ A picture of the event.</li> </ul>

## The Christian Marriage Ceremony

\* Below are eight stages in the marriage ceremony. Copy them down in the correct order. Draw pictures in each box to match the statement.

1.	The vicar asks if there are reasons why they can't marry.	2.	The couple sign the marriage register.
3.	Rings are exchanged as a sign of marriage.	4.	The vicar's introduction gives the Bible's teaching on marriage.
5.	The couple make their marriage vows.	6.	The father gives the bride away.
7.	The vicar makes sure they are both willing to marry.	8.	The vicar gives a short talk on marriage.

\* In the introduction to the Marriage Service, three reasons are given for marriage. Write them in your own words.

\* Write out the promises (vows) made by the couple.

In what ways might it be difficult to keep them?

## **Christian Marriage**

### **THE CEREMONY**

After the singing of a hymn, the Vicar reads the following words from his book of services.

*“The scriptures teach us that marriage is a gift of God in creation and a means of his grace, a holy mystery in which man and woman become one flesh. It is God’s purpose that, as husband and wife give themselves to each other in love throughout their lives, they shall be united in that love as Christ is united with his Church.”*

*“Marriage is given, that husband and wife may comfort and help each other, living faithfully together in need and in plenty, in sorrow and in joy. It is given that with delight and tenderness they may know each other in love, and through the joy of their bodily union, may strengthen the union of their hearts and lives. It is given that they may have children and be blessed in caring for them and bringing them up in accordance with God’s will, to his praise and glory.”*

### **THE LEGAL QUESTIONS**

The next two statements made by the Vicar are required by law. First, he addresses the congregation:

*“But first I am required to ask anyone present who knows a reason why these persons may not lawfully marry, to declare it now”.*

Then he asks the bride and groom to make a similar declaration.

### **QUESTIONS WHICH ARE ADDRESSED TO THE BRIDE AND GROOM**

The Vicar addressed the bridegroom:

*“Will you take X to be your wife? Will you love her, comfort her, honour and protect her, and forsaking all others, be faithful to her as long as your both shall live?”*

The groom answers: *“I will”*.

Similar words are then addressed to the bride:

*“Will you take X to be your husband? Will you love him, comfort him, honour and protect him, and, forsaking all others, be faithful to him as long as you both shall live?”.*

The bride then receives the ring and promises the groom the same things.

### **THE RINGS**

The best man passes the wedding ring(s) to the Vicar who takes it/them and offers a blessing. He then passes the ring to the groom who places it on the fourth finger of the bride’s left hand, and says:

*“I give you this ring as a sign of marriage. With my body I honour you, all that I am I give to you, and all that I have I share with your, within the love of God, Father, Son and Holy Spirit”.*


---

***THE ADDRESS***

The Vicar then gives a short sermon on the value of marriage.

***SIGNING THE REGISTER***

The married couple then sign the marriage register as proof of their wedding.



## Year 10 - Marriage Project

Imagine that you are a Christian Minister and produce an information booklet on marriage to give to a couple who want to get married in your Church.

### RESOURCES

#### Your Project must include:

- a front cover, including a relevant wedding symbol.
- the Order of the Service.
- what the vows are and what they mean (what are the couple promising?)
- biblical teachings and references to marriage.
- what vows **you** would say if you had a choice. (Eg would you say "I promise to obey?").
- a letter from the couple explaining what they think of the information - Is it useful? What vows will they keep?



### RESOURCES

You can use any of the following to help you in your research:

The Many Paths of Christianity	pages 22-25
GCSE Grade Booster	pages 100-104
New Steps In RE 3	pages 62-63
The Bible:	

Genesis 1	27-29
Hosea 2	19-21

Worksheets,  
Your Teacher!  
A member of the local clergy.



## **Divorce**

### **PROBLEMS IN A MARRIAGE**

Marriage is not an easy thing. Most couples at some time have experienced difficulties in their marriage. However, most people manage to work through their problems, but sadly sometimes a couple may decide that the only solution is to break up. There can be many reasons for this.

#### **TASK**

**Write down each comment and say what you think the problems in the marriage are:**

*“It was OK until the baby came. Now I never see her - we never go out together”.*

(Paul, aged 24)

*“Since John got laid off it’s been terrible. He’s home all day and has lost the will to go out at all. He’s under my feet - just moping about”.*

(Erica, aged 35)

*“We argue like hell, about money mainly. She spend money like water”.*

(Lloyd, aged 23)

*“I was married at nineteen, I’d never known anyone else except Richard. One day I met this lovely bloke at the keep-fit club. He’s kind, charming, gentle ..... everything that Richard was until we got married. I think I would like to have an affair with him”.*

(Stephanie, aged 22)

*“I never see Gordon. He doesn’t get home from work till eight and every weekend he leaves me and the kids and plays golf”.*

(Cheryl, aged 30)

#### **TASK**

For each problem write down possible ways in which the couple could work through them. Think about the following:

- Talking to each other.
- Talking to another person.
- Spending more time together.
- A trial separation.

---

## ***DIVORCE***

There are many pressures on marriage in society. For example:

- Finance - unemployment or having little money.
- Lack of communication - due to work, hobbies, children, couples do not have time to discuss things together.
- Lack of friendship - sometimes couples have little in common and spend little time doing things together.
- False hopes - sometimes people expect marriage to be a “fairy-tale” and are disappointed when things are different to what they expected.
- Human nature - everybody changes. The person you marry may change as they get older.
- Children - sometimes children make a couple closer but sometimes the pressure may be too much for some.

## ***SOLUTIONS***

1. Desertion - one partner leaves the other and lives elsewhere.
2. Legal - the court grants a separation and the couple are no longer allowed to interfere in each other's lives.
3. Divorce - the marriage is officially declared over by the court.

## ***TASK***

In groups of two write a play showing how one of the following problems is putting pressures on a young couple's marriage.

1. One partner losing their job, they have lots of debts including a mortgage/rent to pay.
2. One partner meets another person and is having a secret relationship.
3. The couple married at a very young age and have young children. They spend little time together alone and find it difficult to manage with young children.

---

**TITLE OF UNIT:** \_\_\_\_\_

**KEY STAGE:** \_\_\_\_\_ **AIMS:** \_\_\_\_\_

**YEAR:** \_\_\_\_\_

<b>Programme of Study</b>	<b>Key Questions</b>	<b>Key Words</b>	<b>Activities</b>	<b>Resources</b>	<b>AT</b>

---

## An Outline of Basic Beliefs and Practices of Major Religions

	PLACES OF WORSHIP	SPECIAL DAY	NAME(S) OF GOD	PROPHETS	FESTIVALS	HOLY BOOK
CHRISTIANITY	Church	Sunday	GOD - The Father; The Son (Jesus); The Holy Spirit	Old Testament Prophets + John the Baptist	Easter - New Life Christmas - Light Whitsun - Holy Spirit Harvest	Bible - Old Testament New Testament
HINDUISM	Manhir (Temple)	No special day Prayers in temple every day	One God in many forms eg Brahma Vishnu, Shiva etc	No Prophets but recognises religious teachers/gurus as providing guidance to people	Diwali - Light; Good Evil; New Year Navaratri - Mother Earth Holl - Spring Raksha Bandhan - Brother/Sister	Vedas Upanishads Mahabharata (which includes the Bhagavadgta)
ISLAM	Mosque	Friday - Day of Special Prayer	Allah	Old Testament; Prophets; Jesus; Muhammad	Ramadan - Fasting Eid-UI-Fltr - End of Fasting Haji - Pilgrimage	Gu'ran
JUDAISM	Synagogue	Friday evening to Saturday evening	Yhwh (Yahweh)	Old Testament Prophets (Moses most important)	Passover (Pesach) - Deliverance Succot - Harvest Rosh Hashanah - New Year Yom Kippur - Atonement Chanukkah - Light Purim - Story of Esther	Torah (First 5 books of Old Testament) Talmud (interpretations)
SIKHISM	Gurdwara	Sunday in Britain but variable elsewhere	One God (Sat Naam - Truth)	10 Gurus Guru-Nanak; Angad; Amar Das; Ram Das; Arjan; Hargobind Singh; Har Rai; Tegh Bahadur; Gobind Singh	Valsakhi - New year Diswal - As Hindu + release of Hargobind Singh from prison Holl - Spring	Guru Granth Sahib
BUDDISM	Temple			Buddah		Vedas